



Newsletter

February / March 2003

WASHINGTON KITEFLIERS ASSOCIATION



Against all odds, we "Beat the Bowls"!

Our 29th New Year's Day "Beat the Bowls" kite fly was certainly memorable! This year we all got a little surprise upon arriving at Golden Garden Park in Seattle... the gates were closed and locked! Not to be deterred, a few dozen hardcore kitefliers gathered together in the boat launch area and set up camp. Despite the pouring rain, we even got our kites in the air! Some of them ended up taking a dip in the Puget Sound, others simply got wet flying in the rain. Luckily, a tarp had been set up between two vehicles, so we all had a place out of the rain to retreat to. Under the tarp, were snacks of all kinds and lots of laughing between friends. It was such a sight that many people stopped by to see what we were doing and wish us a Happy New Year. All in all, it was a great fly!


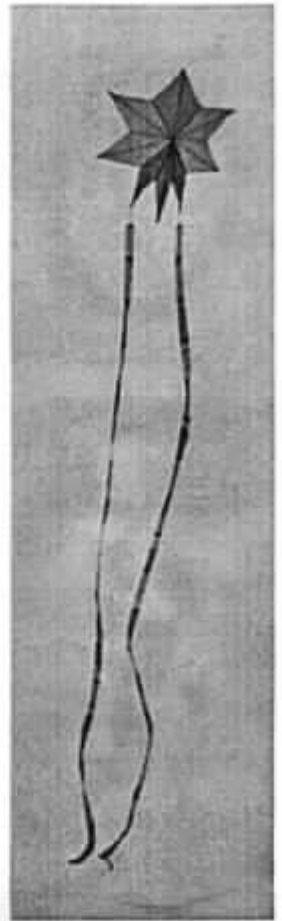

The next page is full of pictures of the event. Many more pictures will be posted on our website www.wka-kiteflyers.org in the coming weeks.

Although, we haven't been given an official reason why the park was closed, the Parks Department did refund the permit money. We are sorry if any came to the park and couldn't find the event or thought the event had been canceled. Truly, this event will go on despite any obstacles. We look forward to seeing each and everyone of you at this event New Year's Day 2004!

Inside this issue:

| <u>Articles</u> | <u>Pgs.</u> |
|--|-------------|
| Beat the Bowls! | 1-2 |
| Board meeting | 3 |
| Presidents Report | 3 |
| It's not a Kimono, it's a Hap'pi coat | 4 |
| World Kite Museum Events | 5 |
| WKA/Sisson Scholarship | 5 |
| History of the WKA banner | 6-7 |
| First Night, New Years Eve Celebration | 7 |
| Kite Clubs | 8 |





Upcoming Board Meeting

The next WKA board meeting will be held at 1:00 pm, Sunday Feb. 23rd in the Lacey Timberland Library. Take exit 109 off of I-5. Head west on Martin Way E, about one block. Turn left onto College St. S.E. The library's address is 500 College St. S.E.

WKA board meetings are open to the membership and others interested in kiting. Feel free to join us if you have anything you wish to discuss or if you want to participate. Some of the topics for this meeting are event planning for National Kite Month fly and Seattle Celebration of Kites (a.k.a. Father's Day Fly), upcoming WKA merchandise, and 2003 WSIKF involvement.

President's Report:

Greetings to one and all,

As some of you may know, I will soon be entering my second year as your president. It has been a great first year, and I am looking forward to my next year with you. It has been an interesting year for me being the "new" president. Lots of events were my first as your president. There were tons of you to meet as well. I did manage to survive it all, and actually enjoyed meeting those of you who attended different events and gatherings. I look forward to meeting up with you again at any of the events.

I also want to thank all of my fellow board members as well. With out their help and assistance, my job would have been a whole lot harder. They all pulled together, and didn't let the "new", and semi nervous president down. I love it when the plans come together. Now that I have been here a year now, I know what to expect, and look forward to all of us having another great year together.

Thanks goes out also to the many different clubs and associations that have put on their events. It has been my pleasure to attend their events in the past year, and I am really looking forward to doing it again this year. Thanks goes out to the Westport Wind Riders, the PCKA, The NWSKL, as well as all of their volunteers and helpers.

Sincerely Yours,
Charly Whitaker

Calvin and Hobbes By Bill Watterson



KITE CLASSIFIEDS

USED KITES AND ACCESORIES FOR SALE
by Mike Wood & Nipar Dastgir

www.primoweb.com/kites
Now under new local ownership!

Didn't get your 2002 Spaghetti Feed Pin?

We have a limited number left to sell. Only \$5.00 a piece.

To purchase, contact Susie Christenson
susiec@techline.com

Advertisement for items relating to kites or kite fliers, charge is 10 cents a word (\$3 minimum) per issue. Lost, found, stolen, or free items will be listed free if under 30 words. Make checks payable to WKA.

IT'S NOT A KIMONO, IT'S A HAP'PI COAT

By Glenda Kleppin

For all of us who are not certain of the spelling, meaning, or pronunciation of those funny jackets frequently worn by kites, I offer the following information. As provided by The American Heritage Dictionary: the correct spelling is hap'pi coat, which is pronounced "happy coat." I've often seen two common misspellings of this word: "hopi" - which is actually the name of a southwest Indian tribe, and "hapi" - apparently an unauthorized shortening of the word. A hap'pi coat is: "A Japanese lounging jacket with wide, loose sleeves and often an overlapping front closure usually tied with a sash."

I recently found a neat book entitled "Make Your Own Japanese Clothes" by John Marshall. There, I learned that the hap'pi coat is actually a version of a hanten jacket, an informal jacket worn over a kimono. According to the book, a hanten may come in a variety of lengths and sleeve shapes "so that it can be designed to suit the job at hand." A hanten can be lined or unlined. Commonly, the hanten has a cone-shaped sleeve, but it can have various types of sleeves, depending on the use for which it is intended. Pockets may be added to any hanten.

The hanten version used by kites is the workmen's hanten, which is usually unlined, has tube sleeves, and is worn with a cloth band around the hips. These coats are favored by traditional craftsmen and by "laborers, gardeners, carpenters, fisherman, firemen, and farmers," among others.

Families and companies often print the hanten with their names, in Chinese, "vertically on both sides of the collar and emblazon [their] crest on the center back of the jacket." In other words, they use them like our kite groups use T-shirts to identify the group and/or event.

According to the book, the thing that turns a hanten into a hap'pi coat is that the coat is shortened and made out of a festive, brightly colored cotton fabric. Many of the hap'pi coats seen on local beaches are made out of material which

features kites and clouds. Some have hand-painted designs. A talented Oregon kiter, Barb Wright, painted many of the special hap'pi coats seen in Washington and Oregon.

Finally, do not confuse the wearing apparel described above with the traditional hap'pi coat kite, called a Yatko. That kite was designed to look like the wearable coat. You can find plans for this kite on the worldwide web.

For those who are interested in making their own hap'pi coat, please note: **DO NOT USE A KIMONO PATTERN - IT IS DIFFERENT!** Barb Wright has taught classes in making the coats and has a great pattern. If anyone else has a pattern to share with club members, please do so! If all else fails, the book listed above has a pattern, but it is not quite as simple and straight forward as Barb's. Susie says to tell you that she likes to have a matching doggie carrier and hat.

So, the next time you want to know what to wear to a Washington kiting event (besides a rain-proof jacket and umbrella-the only suitable attire for this year's "Beat the Bows" event on January 1,) the proper answer is, of course, a hap'pi coat. So, either get out the sewing machine or save your pennies to stuff the raffle bags next summer in the hope of winning this highly desirable article of clothing.



World Kite Museum & Hall of Fame
www.worldkitemuseum.com

P.O. Box 964
112 3rd Street N.W.
Longbeach, WA 98631

Phone: 360-642-4020
Fax: 360-642-4020
jkite@wiliapabay.org

WORLD KITE MUSEUM & HALL OF FAME EVENTS

All classes require students bring sewing machines, thread, and cutting tools.

Classes are held at Long Beach School from 10 am to 4 pm.

For more information call World Kite Museum at 360-642-4020 or email info@worldkitemuseum.com

Bargello Butterflies & Beautiful February 15-17

Known for their creative use of quilting techniques for kite designs, instructors John and Marzlie Freeman again guarantee that everyone will make a "knock your socks off" kite. The cost of \$80 will cover all materials and expenses. Participants need to bring sewing machines, thread and cutting tools.

A Vernal Equinox Creation March 22 - 23

Leigh Blakey and Lee Taylor bring fabric painting instruction to this kite design and kite-making workshop. Each participant will learn resist and fabric painting techniques while decorating a 28" X 28" kite skin with 3 sets of dramatic ripstop tails. Lee says this can easily be done in the two days plus time to fly a bit. All materials will be provided. Besides the sewing machines, thread, etc. each person needs to prepare the kite tails before they come, if possible. Three colors of ripstop are recommended. Make one 15' and two 10' tails of each of the three colors, all 3" before hemming. Choose colors you'd like to use in your kite.

Cost is \$30.00. Visit web site geocities.com/two_lees.

From Manlifter to Gorgeous in the Sky April 5 & 6

In researching Baden-Powell's kite making ventures, Rob Pratt came across plans for one called the manlifter. It's silhouette looks like part rokkaku and part tuxedo tails. It provides a wonderful surface for kite art. There will be several options for taking this class. The cost is \$70.00. This will be a winner. Email

Rob at robcp@msn.com.

A Strictly English Kite Sculpture May 17 & 18

Eddy and Anne Magarth of Scunthorpe in the North of England designed the Fledge kite. The original was so exciting many people tampered with it. This combination of FLare, EDdy and GENki grew a long flowing tale and that's what Barry Poulter will be teaching in this class. You will need your sewing machines and the accoutrements. Price and other details will follow

WKA/SISSON SCHOLARSHIP FOR 2004

We are now into a new year, and the 2003 Fort Worden Kitemakers Conference will soon be here.

WKA is sending one member to this conference each year on a scholarship named in memory of one of our Founding Fathers.

If you are a member of WKA, you can send in a post card with your name, address, and phone number, to be held for our next Scholarship Contest drawing which will take place at the annual WKA Spaghetti Feed on Wednesday, August 20, 2003 at Long Beach during the fun of WSIKF week. This drawing will be to win room and board, and some extra toward classes, at the 2004 Fort Worden Kitemakers Conference.

Mail in a postcard (one entry per member per year) to WKA, Pacific Science Center, 200 Second Avenue North, Seattle, WA 98109. This program is a FREE benefit of membership. Membership must be current at the time of the drawing to be eligible. If you have a renewal date before the drawing, you can include a card along with your renewal. For further information, contact the Membership Director, Sylvia Bernauer at (425) 822-4605 or dbrn1@earthlink.net.

HISTORY OF THE WKA BANNER

By Sylvia Bernauer

Before our current logo was designed, someone did sew up a banner that showed WKA on it in the colors of green and yellow. The club logo at that time used those colors. But that banner did not catch on and no more were made because the colors did not show up very well. (Information from Jean Sisson.) In 1992 the Washington Kitefliers Association held a contest to design a new club logo. The winner of the design contest was announced at the WSIKF Pizza Party that year. Jeffrey Reed submitted the winning design. This was also announced in the August-September 1992 WKA newsletter.

The new WKA logo was shown flying on banners at WSIKF that year. They were made by Dave Christenson and Julie Gantt. Both banners showed the 3-color diamond kite logo (just as it appears on the membership card) on a white background. Dave's was a rectangular flag and Julie's was sewn as a feather banner, not as long as our current banner. (Pictured on page 3 of the October-November 1992 issue.)

Excerpts from WKA Board Meeting Notes by Bob Alford:

At the Fort Worden Kitemakers Conference in 1993 several board members talked to Carla Fox about the possibility of her producing a WKA banner design that she could make as kits to be sewn by the membership. She had mailed four or five suggested designs for approval. The board unanimously selected one and ordered 20 kits. The banners are 12 ft. long, and utilize the colors of the logo. When production lines get fired up, the kits will be available to the membership. (June-July 1993 issue)

The banners that have been completed are beginning to get noticed at events and beaches. The initial order from Carla has already been sold. The price of the kits is \$42. The consensus of the ones that have sewn them so far is they are big, wonderful, and worth the effort and cost. After the discussion and display of the banners, the board decided to order twenty more of them from Carla. An ad and photo of the banner appeared in the newsletter. "Kits by Carla Fox containing precut material and instructions to sew a 12' WKA banner, \$42 each. Make check payable to the WKA. Contact Susie Christenson...." (August-September 1993 issue)

The idea of getting our organization recognized at functions and events led to a lengthy discussion about our new banners and whether we should buy banners for displays. After discussing inventory control and such, we decided to purchase two banners for the WKA. [no other information on where they went] (October-November 1993 issue)

Advertisements for the banner kits appeared in the newsletters at the price of \$42 until December 1994-January 1995 when the price was dropped to \$35. The sale of banners must have slowed down. The banners were advertised until October-November 1997. No wonder that the club had a lot of money tied up with a total of 40 that were ordered. The first 20 kits must have gone to active members, and the other 20 took a very long time to get sold.

This brings us almost up to current times.

I purchased the last kit that Susie had in her inventory when I realized that they would all be gone and I would not have one to display at events. I held onto that kit for awhile until someone said that he would make up a pattern so that more banner kits could be made.

Time passed and the kit moved from kitemaker to kitemaker without anything more done with it. Then a couple of years ago I happened to see an



WKA BANNER CONTINUED...

artist at the Bellevue Arts & Crafts Fair with a sign saying "Carla Fox." I found out that this was the same Carla Fox who had made up our banner kits. Because the project was in limbo, I asked if she still had the original patterns or more information on the kits. She replied that she still had them in storage. I requested that she keep in touch and when they could be located, to send them to me, which she agreed to do. After another year the original paper patterns and the very last kit she had were shipped to me.

These paper pattern pieces and instructions and extra kit, plus the one that I purchased, have again gone from hand to hand and now reside with Mary Bos of Cutting Edge Kites. She is quoting a price of \$60 for a kit, or \$100 sewn. Orders will be taken soon.

First Night New Year's Eve Celebration

By Elizabeth King

What a great way to bring in 2003! What fun was had by all.

Pierce County Kitefliers Association had the great pleasure of having Kite Making for Kids and Indoor Kite Flying Demonstrations at the Sheraton Hotel/Tacoma Convention Center on New Year's Eve for the City of Tacoma's First Night Celebration.

We had about a 300 sq ft area where we had kite making tables blocking off a fly area. Jerry Cannon was gracious enough to furnish the sound system. Penny Lingenfelter wowed the crowds with her routines and costumes. Our indoor fliers were fantastic.

The words I heard most from the crowd were, enchanting, fascinating and, of course, cool and awesome. I was so proud of my friends and fellow members. And I was especially happy to be able to spend a really fun night doing what I love to do with people I love and admire, **And** to be able to bring a piece of our world to our community. We were a big hit at this event.

The success of this event was made possible by so many. The support was fantastic. Gray Lumber and McLendons Hardware supplied all our materials. Several members worked on cutting sails and bowing sticks for weeks before the event.

Providing high flying fun since 1979! Everything came together so well because of the great support I had.



Seattle's
@ largest selection
of Kites, Windsocks
and unique Toys!
New Store!
Located at the north
end of Lake Union
Days & More, (206) 432-4790
Home of Goodwind's Kites
parts and supplies!

Gasworks Park Kite Shop
3420 Stone Way N. Seattle

Well, there was one *small* glitch that almost put a damper on things. There were these "Snow Flakes". . . . Yea, Snow Flakes! They were hanging all over the ceilings in the convention center. In the end, the snowflakes were removed from the fly area and all was good. I was told by the hotel people that once they saw what we were doing, it was worth the extra work it took for them to remove them. (They had to re-hang them the next day for a special event.)

To all my helpers and fliers, I say Thank You. You **all** are my Heroes. And thanks to First Night for giving us this opportunity.

Kite Clubs

REGIONAL

Associated Oregon Kiters

Contact Judy Brown
Email: judyb7@mindspring.com
P.O. Box 25616
Portland, OR 97298
Membership includes bi-monthly newsletter

Basin Kitefliers Association

Contact: Bill Walton
509-765-9111 or email:
BKA@mflfloral.com
Moses Lake Floral
115 W 3rd Avenue
Moses Lake, WA 98837-1930

Ben Franklin Kite Society

Contact Larry Zilar
509-545-6727 or email:
zilarlm@charter.net

Lilac City Wind Chasers

Contact Bill Cox
509-327-7974 or email:
cxbil@aol.com
meets every Tuesday at 4pm in
Friendship Park, Greta & North
Standard (7200 block) Spokane

North Coast Sky Painters Kite Club

Contact Monica Barber
360-289-5682 or email:
flying@cuttingedgekites.com
meets the 2nd Saturday of every
month at Ocean Shores Lions
Club.

Northwest Buggy Pilots Assn.

Contact Morrie and Kelci
Williams
360-268-0318 or email:

williams@techline.com
meets 4th Saturday of every
month, call for location

Northwest Fighter Kite Association

Contact Bruce Lambert
360-289-2717 or email:
kitefighter@yahoo.com
meets 3rd weekend of every
month, location varies. More info
on their website
www.fighterkites.org

Northwest Sport Kite League

Contact Neal Parker
Email: pres@nwskl.org
Calendar of event on their
website www.nwskl.org

Peninsula Breeze Blenders

Contact Bill Rogers or Lisa Ryan
Email: lisaryan@mail.com or
billrogers@earthlink.net
meets the 2nd Wednesday of
every month at the Fire Station
on Loxie Egan Blvd.
(behind the school on the corner
of National & Loxie Egan Blvd)

Pierce County Kiteflyers Assn.

Contact Penny Lingenfelter
Email: prez@pcka.org
meets at Summit Library in
Tacoma, 7 pm, the last Thursday
of the month.
Calendar of events on their web
site www.pcka.org

Snohomish County Incredible Fly- ing Individuals

Contact Four Winds Kite Shop
425-339-9334

Squalicum Kite Flyers

Contact Don or Shirley Allen
360-733-3777

Whidbey Island Kite Flyers

Contact Allen or Marjorie Taylor
360-678-9358
meets the 3rd Saturday of every
month, call for location.

Westport Windriders

Contact Barry Crites
360-491-8605 or email:
bearkites@aol.com
meets the 4th Saturday of every
month @ Grayland Beach, followed
by a potluck at Willapa Grange Hall

INTERNATIONAL

American Kitefliers Association


Contact Mary Bos - Regional
Director 360-289-4940 or
Email: region10@aka.kite.org
Regional website:
www.aka.kite.org/region10
National website: www.aka.kite.org

British Columbia Kite-Flyer Assoc.

P.O. Box 755,
101-1001 W. Broadway
Vancouver, BC Canada V6H 4E4
Membership: \$20 (CDN)
www.bcka.bc.ca

*If you know of any other kite club and
would like to see them listed here,
send their info to:
courtney_a_hanson@hotmail.com*

THE FAR SIDE By Gary Larson



Membership

To become a member of the WKA, send your name(s), address and telephone number, along with a check for \$15 per family in U.S. or Canada (all other countries please add \$5 (U.S.) additional for postage) to:

Washington Kitefliers Association
C/O Pacific Science Center
200 Second Ave. N.
Seattle, Washington 98109

Membership includes an official WKA membership card entitling the bearer to discounts at certain kite shops and a one-year subscription to the WKA newsletter

WKA Newsletter

The Washington Kitefliers Association Newsletter is published six times a year by the Washington Kitefliers Association.

Primary Contact/Editor

Patrick Adriatico
206-285-8480
wkaeditor@hotmail.com

Mailing List

Sylvia Bernauer
425-822-4605

The editor encourages your participation in your newsletter, and requests that you send your contributions pertaining to kite flying. Submissions that illustrate how much fun it is to fly a kite will be given priority for publication.

Mail submissions and photographs (include the name, address and telephone number of the source) along with a stamped, self-addressed envelope of sufficient size and postage for return (if you want your photographs back) to:

200 Second Ave. N.
Seattle, Washington 98109
or
wkaeditor@hotmail.com

The deadline for all submissions is the 20th of January, March, May, July, September, and November. Materials received by these dates will be published in the following issues as space allows. All submissions will be considered for publication.

Washington Kitefliers Association

Dedicated to helping people know how much fun it is to fly kites!

Board Members

President

Charly Whitaker
belassis@blarg.net

Vice President

Courtney Hanson
courtney_a_hanson@hotmail.com

Treasurer

Carol Lord
carollord@techline.com

Secretary

Position Available

Membership

Sylvia Bernauer
dbrn1@earthlink.net

Education

Ken Conrad
ken@greatwinds.com

Merchant Liaisons

Glenda Kleppin
gmakleppin@usa.net
Jerry Graham
jlgraham1@usa.net

Newsletter

Patrick Adriatico
wkaeditor@hotmail.com

Products

Susie Christenson
susiec@techline.com

Past Co-Presidents

Jeanette Mandanas
David Jam
jandjam@centurytel.net

Special Events Coordinator

Phil Hodgkiss
philhodgkiss@hotmail.com

Web Master

Tom Mallard
mallard@kitesport.com

Safety

Position Available

Washington Kitefliers Association
An affiliate of the American Kitefliers Association
Membership Application

By becoming a member of WKA, you receive the WKA Newsletter every other month for a year, a membership card which entitles you to discounts at some area kite stores, and a wealth of information about special events and goings-on in the Northwest kiting community.

Join the WKA and share the fun! Find out more about the fastest growing popular pastime in the United States today. WKA meetings offer individuals and families the opportunity to participate in the administrative support and planning of local kite events and workshops. Membership cost per household in the US or Canada is \$15.00. Fill out this application and return it with a check or money order payable in US funds to WKA. Mail to:

Membership

Washington Kitefliers Association
C/O Pacific Science Center
200 Second Ave. North
Seattle, WA 98109

Visit us on the web at
www.wka-kiteflyers.org

Name


Address

City/State/Zip

Phone/E-Mail

Names of additional family members

Washington Kitefliers Association
An affiliate of the American Kitefliers Association
C/O Pacific Science Center
200 Second Ave. North
Seattle, Washington 98109



NW Buggy Pilots Assn
C/O Morrie Williams
PO Box 1358
Westport WA 98595-1358