

Washington Kitefliers Association

an affiliate of the AMERICAN KITEFLIERS ASSOCIATION
PACIFIC SCIENCE CENTER, 200 Second Avenue North, Seattle, WA 98109

NEWSLETTER
April 1987
Vol. 1987, No. 2

FOURTH ANNUAL FORT WORDEN KITE RETREAT WEEKEND, March 6-7-8, 1987

Sponsored by: Washington Kitefliers Association (WKA)
British Columbia Kite Association (BCKA)
Association of Oregon Kitefliers (AOK)
Ben Franklin Kite Society (BFKS)



Nearly all of the 81 who attended the Fourth Annual Fort Worden Kite Retreat this year

The 81 attendees have outgrown their workshop area again. Next year a building with **three** 1500 sq. ft. rooms will be used instead of the 3000 sq. ft. USO building. The Post Chapel building, first used in 1984 by 44 people, was outgrown the following year.

The workshop committee had been fearful that the depths of the teaching talent available in the Pacific Northwest had been plumbed. No worry. **Dan Kurahashi** led a group through the intricacies of traditional Japanese kites, with a fee only for materials. **Stan Swanson** and **Kathy Goodwind** showed a large group how to take an idea (a wanda ray) to the air on a string. **Nigel Saxman's** class finished their small parafoils for the price of the material. **Mollie** and **Ray McConnell** were very organized, their class finishing their Peter Lynn box kites on time, also for the price of the materials.

It was back to basics with **Jack Van Gilder**, hands-on learning the technique of heat bonding plastic sheeting. He brought 4,500 high density poly bags, almost 1000 of a single bright color to the box. He went home



Dan Kurahashi instructing students in "Art of the Japanese Kite"

with what he really wanted, about 600 bags in assorted colors. The balance had been snapped up at a nickel apiece.

Probably the headliner presentation was by Dave Checkley: a group-made short-cut Chinese dragon kite. He had picked up an idea in Japan from Nishi, that parapetetic, ubiquitous Tako Kitchi. Many students painted Styrofoam plates, joined 1/8th inch dowel outriggers to them and then Dave and small group bridled them together. Dave felt such concern and responsibility for this project that the day after returning from the retreat he wrote to each club involved warning them not to bridle them the way he did. (It didn't test fly too well.)

First-timer J. C. Young, although not a presenter, starred off to the side with his show-a n d-tell d i s-p l a y of Chinese-style kites

including phoenix, butterfly, carp, and dragon.

Indelible in the mind of one presenter of a project involving sewing was the question, "How do you thread this machine?" Next year, previous sewing experience will be a prerequisite to sewing projects. Also, more novice



Student of Kurahashi at work with brushwork



Ray McConnell teaching Box Kites with the aid of daughter Mollie (at mike)

classes will be offered.

The SurPrise gift exchange didn't work out too well and so will have to be revised drastically for 1988. Also, the Canadians will definitely be invited back. Not only did they present more than their proportionate share of classes, but they also did a great job of emceeing the banquet entertainment. It would also be nice to have had a contingent from the Chicagoland Sky Liners Kite Club present. We could have thanked them properly for their long distance contribution to the banquet entertainment. It consisted of a very funny letter, complete with a box of long blue noses, bent out of shape, down which WEAsers peer at the base frivolity of some other kite clubs. It brought down the house.

The weather mix couldn't have been better. Rain showers kept classes indoors at times. Other times it was clear and sunny, allowing kiteflying on the parade ground just a door step away. Saturday afternoon, those needing a little more wind adjourned to the point of land half a mile away at the base of the lighthouse.

The after-parties were as gregarious and noisy as always. Some newcomers were concerned that they didn't know what to bring, but there were enough left-over snacks to stock another party.

Some heart warming items: WEA Vice President **Tom Sinson** picked up a



Stan Swanson and Kathy Goodwind teaching "Idea to Reality" class



David Checkley presenting co-op Oriental Dragon Kite Project

Hagaman, who took the bull by the horns and just went ahead and DID it, back in 1984.

LOST: 2 bladed jack knife, brown with bone handle; jacket, blue and yellow with hood and "Holden Village" patch.

FOUND: Metal square (L-shaped); 2 A.E.A. Newses (\$1.50); 2 rown fiberglass rods 59" with tips; 7" Cuban yo-yo. For info contact Jack Van Gilder, at 938-0550.

surrogate granddaughter, **Sarah Button**, when the four year old living doll became firmly attached. **Milo**, our friendly angel Ft. Worden chef, surprised Sarah and her folks, **Ron and Pat Button**, with a birthday cake large enough to serve all present at the banquet, four candles glowing. Also, the committee for next year's retreat is already in place, headed by **Llyle Morgan** (remember that name). Llyle already has tentative commitments from eleven instructors.

The idea of semi-annual get-togethers of four clubs this way is the best of all worlds! We spend a week FLYING at the Washington State International Kite Festival (Long Beach, WA) in August, and MAKING kites at Ft. Worden in March. We owe a deep debt of gratitude to **Doug**



Katey Jensen demonstrates another use for her dragon kite disc, made in Dave Checkley's co-op class

FORT WORDEN PATCHES: Unique patches available from Eric Forsberg, Route 2, Box 373F, Forest Grove, OR 97116, \$1.50 plus 75 cents for each chevron. Embroidered as shown in photo.

FORT WORDEN PHOTOS: Color enlargements of the group photos are available from Jack Van Gilder at 938-0550.

BEST WISHES and GET WELL SOON to Dorothy Van Stavern, who was forced to leave the Retreat early due to illness.

-- Jack Van Gilder

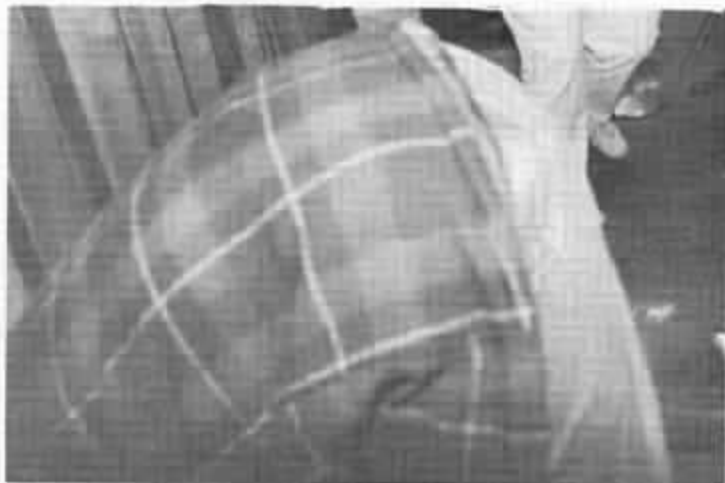


Left: Jack Van Gilder showing off the box of blue noses sent by the Chicagoland Sky Liners Kite Club.

Below: (l to r) WKA members Jack Van Gilder (Editor Emeritus), Dave Checkley, Kathy Goodwind, Tom Sisson (Vice President), Jim Nettles (President), Margaret Holzbauer (Secretary) and Bob Hanna (Treasurer) don blue noses (slightly bent out of shape) as ordered by the Chicagoland Sky Liners.



Jack Van Gilder demon-
strates delicate balance
recovery procedure



Kay Buesing, Coordinator of the
Washington State International Kite
Festival in Long Beach, WA, waiting
for breakfast with a bunch of the boys

Art Grossi, welcome back!



PRESIDENT'S MESSAGE:

"This year W.K.A. will become energized. Business meetings will be separated from membership meetings. A monthly meeting will be initiated soon. Membership parties will be fun, social kiting events, such as workshops, bull sessions, swap meets, etc. Our club needs new life. Let's all gather 'round and make 87 a fantastic year for W.K.A.

-- Happy Winds, Jim Nettles

WKA BUSINESS

WKA Secretary **Margaret Holzbauer** reported the meeting of March 19 was not well attended but the discussion was lively on a wide range of subjects, including upcoming events, a review of the Ft. Worden Retreat, plans for a bigger and better retreat for 1988, and suggestions for making the WKA meetings more attractive to Seattle area members.

Treasurer **Bob Hanna** indicates the WKA treasury is healthy right now, thanks to the members who were current with their dues. Bills relating to the Ft. Worden Retreat are not all in, so the report on that will be forthcoming. Also, Bob is still getting old application forms in (with the wrong registration fee). Please check your supply to be sure the WF membership fee is listed as **\$8.50**. It's embarrassing for Bob to have write, asking for more money.

The current WKA Officer Corps:

President: **Jim Nettles**, 824-1073
Vice-President: **Tom Sisson**, 725-3615
Secretary: **Margaret Holzbauer**, 762-3053

Treasurer: **Bob Hanna**, 767-6381
Editor: **David Julian**, 938-4467
Ed. Emeritus: **Jack Van Gilder**, 938-0550

WELCOME NEW MEMBERS:

Ron & Patricia Button, Bellingham
Rich Giddens, Seattle
Terry Grocott, Bremerton
Art Grosse, Victoria, B.C.
Tim & Doreen Holze, Seattle
Dick Jensen, Puyallup
Dan Kurahashi, Burnaby, B.C.
Ann Lennartson-Starr, Seattle

Molly McConnell, Bellevue
Llyle Morgan, Seattle
Weil Muxlow, Walla Walla
Jim Taylor, Rolling Bay
Stuart Whittaker, Renton
Roy Willson, Yakima
Raymond James, Jr., Bremerton
Joyce Hurlburt, Stanwood

PATCHES: Official WKA patch from Bob Hanna, \$3 each.

ROSTER: Current list of WKA members, SASE to **Margaret Holzbauer**

NEW YEAR'S DAY "PROTEST THE BOWLS" FLY

For the 14th consecutive year, W.K.A. flew kites at Golden Gardens Park on New Year's Day. There was a slight intermission to allow a brief shower to pass over, but about 30 members showed up to maintain the tradition. It was muddy and cold but members were well prepared. Also as per tradition, we made the evening TV news.



Stan Swanson's vulture kite



Suzanne Sadow being interviewed by TV News Team (Front View)



Suzanne being interviewed by TV News Team (Rear View)



Harold Writer with "very pretty girl" and "handsome husband" - note line amplifier magnifying line white



Nina, Suzanne Sadow, Julian Wolf, Marleen & Larry Zilar (Ben Franklin)



The WKA Green & Gold Logo Flag, sign of free WKA/AKA info & applications — a great membership recruiter!

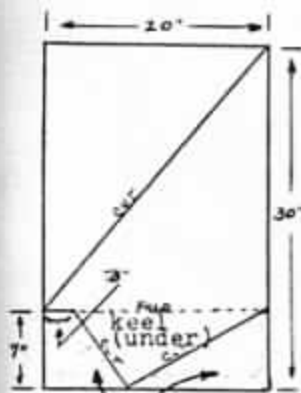


Tom Sisson (holding his Seminole Patchwork Delta made at the '85 Ft. Worden Retreat), Kari and Jackie Van Pool. Kari was at Golden Gardens for a special creative writing school project.

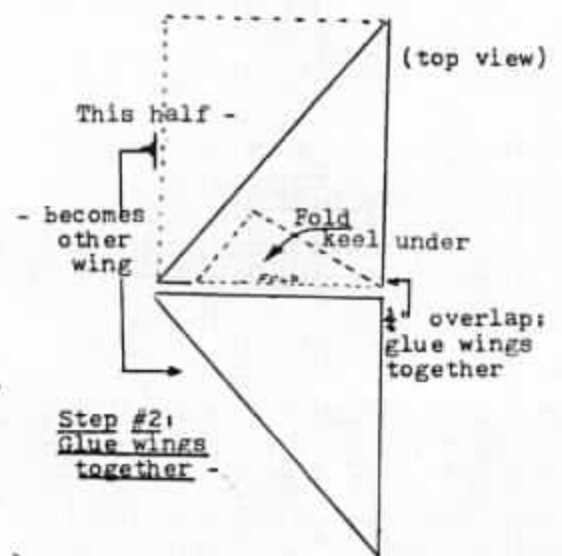
ONE-SHEET TISSUE-PAPER "DELTA" KITE ---

- for the lightest breezes --
- cheap and easy to build --
- biodegradable, but surprisingly sturdy --
- rolls up compactly -- colorful.

- plan of "Bill Lee" kite
by Washington Kitefliers Association -

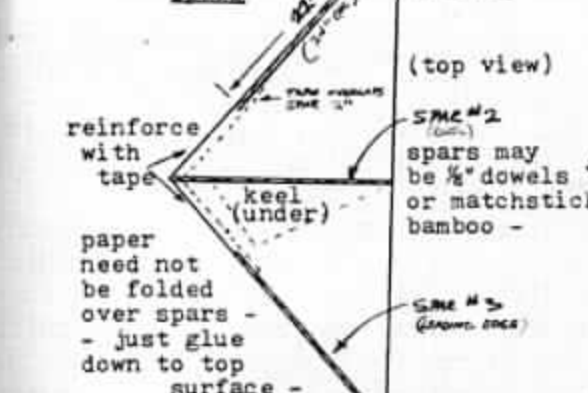


Step #1: Cut out -

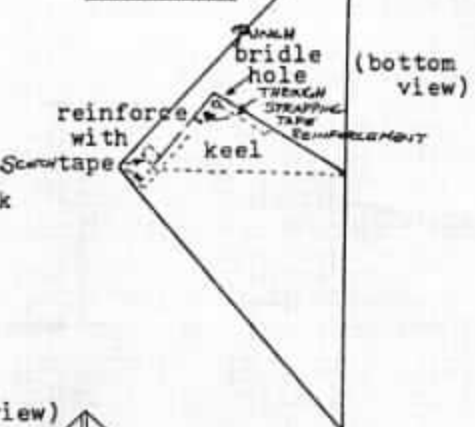


Step #2: Glue wings together -

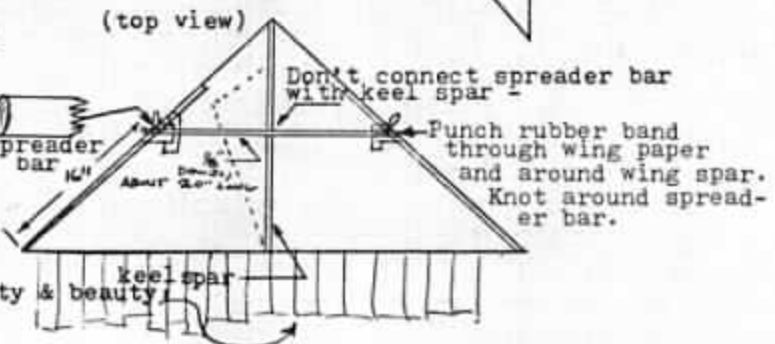
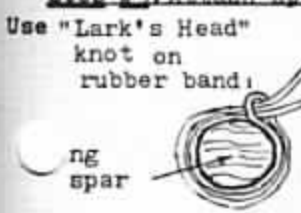
Step #3: Glue on 3 spars



Step #4: reinforce keel -



Step #5: Attach spreader bar



Step #6: Attach fringe for stability & beauty

WE GET LETTERS

from Jon & Gillie Bloom of The Kite Society, England

"I must say how nice it was to hear from you and must say thank you for your praise of our newsletter ... We both hope to see you at the AKA convention in October ...

from Hellen Bushell, Australian Kite Association

Congratulations on taking back the America's Cup! ... Our Museum had been promoting butterflies (more of our vanishing wildlife) and our zoo has a new butterfly enclosure so we all came together and flew butterfly kites. It happened to be Chinese New Year ... I'd like to have a "Dragons and Butterflies Day" next February Fly. I think they would go well together ... We are not into cloth patches yet ...

from Roy Willson, Yakima WA

... I wanted to take a moment to express my thoughts on the Kite Workshop ... Rod Yarger and myself are new at all of this kite stuff and found that we learned more in three days than we would have in two years of trial and error ... Rod has built several "Skynasour" stunt kites in the past and they fly well ... On the way home he mentioned how easy it would be to teach a class on the kite ... I only mention this because I know how hard it is to get people to help sometimes. If you run dry on instructors next year you might want to give him a call ... Thanks again for the instruction and credit on the trash bags. Hope to see you at Long Beach. You will probably see Rod and I at Fort Worden next year.

from Ted Fleming, Great Guse Kite Fliers, England

Thanks for your complimentary words. It's great to have a response to my efforts in creating a better and more topical newsletter ... The trouble with filing these newsletters as I know, is that when members meet to fly, then that's what they do and don't get to read about other groups, so I regard it as my job to give them a digest in a monthly letter.

I struggled last year to master my computer and it's now coming together and I've just acquired a new software program ... which I hope will help me to produce a magazine layout, although I have a long way to go to reach your standard of production ...

I started the monthly newsletter last November as I felt that this was the way forward to increase interest with up-to-date news when members could not get to flying meetings and I have been circulating to some 20 other groups with the underlying aim to get correspondence back and this has had some effect, but it's costly and relies a good deal on donations and we look for more kitefliers to take out annual subscriptions. Of course bigger is not necessarily better ...

From David Senzig, Renton

I'd like to jump into the parafoil pull-down problem. From the diagram on page 3 of the February Newsletter, I don't see how the resultant force R is $1/2$ of the parafoil lifting force T_k ...

[David proceeded to go on with four pages of aerodynamic formulae that far exceeded the comprehension of the editorial staff. We sent him a copy of Charlie Sotich's letter, with our hope that they will exchange blackboards with each other directly — Ed.]

from **Dave Checkley**, Seattle

WARNING TO DRAGON MAKERS!

Advice to kitemakers who participated in the centipede project at the '87 Fort Worden Retreat who plan to make their own dragons using the same design: **wait!**

... fortunately, to spare embarrassment of your instructor, the test flight was attempted about 2 p.m. on Sunday after most of the participants had already left for home.

For those who didn't attend the [Fort Worden] retreat, the project was to make a 50 section centipede (dragon) kite in 1 1/2 days using disposable Styrofoam plates for discs (replacing the traditional bent bamboo and stretched silk), 1/8 inch dowel outriggers with Mylar tassels (instead of split bamboo and feathers), and a Styrofoam and Tyvek head with some not-so-smart innovations by yours truly. The idea came originally from Nishi, who last fall, described ... such kites he had made and flown successfully in Japan.

The breeze was very light on the upper parade ground ... so we blamed the first two abortive launches on the poor wind conditions. We then tried running with it, which didn't help matters much.

It turned out that part of the problem was slippage of the connections to the two side lines, which had been secured to the Tenite plastic ferrules (attachment fittings for the dowel outriggers) with hot melt glue. The lines were top grade braided Dacron with a slippery coating, so the glue did not adhere. Also some of the connections to the top (main) line had come loose — discs were sewn to the line with needle and fine Dacron line, then tied, and several of the knots had come undone.

The major problem was one of aerodynamics. After consultation with Ken Conrad and Tom Mallard (our local experts on such matters) we turned the kite around and tried to fly it backwards, with somewhat encouraging results, in spite of the misalignment of the discs. Obviously this is the answer. I had the kite with the convex surfaces (tops of the plates) facing into the wind, partly for aesthetic reasons (for ease of decoration and to keep the crosspiece in the back) and as I recalled Nishi's description. Apparently the concave surface in the back was causing too much turbulence for the Bernoulli effect to function so as to create enough lift. Also I had located the cross spars (and thus the outriggers) somewhat below the center point of the discs instead of in the middle, as shown in a new Chinese book on centipedes, which may have had something to do with poor performance, as the pivot point was different.

Finally, as suggested by some of the onlookers at the retreat, my Styrofoam and Tyvek head was too heavy, at least for the lift generated by the kite as built. The new head design will be much lighter.

So back to the drawing board. I won't have time to do anything until I return from the Orient toward the end of May (by which time I will have seen Nishi's foam-plate centipedes) ... I will try to have it ready to fly at Long Beach in August, perhaps Maryland in October, and certainly at Fort Worden next March ...

Many thanks to J.C. Young for his advice and help with bridling, Larry Zilar, Gene Smiley, and the many others who put so much effort into the kite that didn't fly.

Meanwhile, don't replicate the first Fort Worden design.

THE CONTINUING "BLUE NOSE SAGA" or "ANOTHER WORLD IN CHICAGOLAND"

from Charlie Sotich, President of the Chicagoland Sky Liners Kite Club, addressed to Jack Van Gilder

Dear Mr. Van Gilder:

Be advised that you and your new upstart editor David Julian have outraged the entire Chicagoland Sky Liners (CSL) Kite Club with your February 1987 newsletter with the commentary on page 5. Particularly offended are myself, the president and now internationally famous cookie connoisseur, Madame Booga Booga, the Wind Bag, Dirty Gertie Gossip, and probably Olan Turner, winner of the prestigious AKA Kite Flier of the Year award and possibly the entire membership of the Greater Delaware Valley Kite Society G.D.V.K.S.).

The Sky Liners entry in the Third Annual International Invitational Peanut Butter Cookie Kite Fly & Bake Off was not done out of "base frivolity" but serious business! We wanted some of those delicious peanut butter cookies (AND WE GOT THEM) and we wanted to win (AND WE DID) and we have a trophy to prove it!

The enclosed chocolate chip cookie from Madame Booga Booga is really made of soap. You and Mr. Julian are to wash out your mouths with it for putting those tongue in cheek, blatant fibs in your publication which is circulated from coast to coast and beyond to Europe and Asia. Be aware that your certified blue noses will grow like Pinocchio's if this ever happens again. Loyal CSL member Keith Weisenberg (Flexifoil Flier and member of the Black Sheep Death Squadron) now resides in your area and will observe your future conduct.

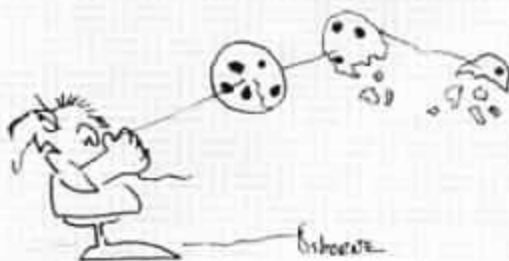
Out of concern for your new members we are sending you certified blue noses so they may readily identify the WKA high muckety mucks at the Fort Worden Kite Retreat. We took the liberty of bending the blue noses out of shape because the WKA did not participate in the "base frivolity" of the TAIIOBCKP&BO. We expect to see a photograph of all the WKA officers, past president, editor emeritus, and editor looking down their long blue noses in the next issue of your newsletter [see Page 4 — Ed.] OR send us a suitable photograph of same, we print anything. WKA members can get a copy of the issue of Sky Lines with the said photograph by sending SASE with their request to me. Remember the Chicago Kite Anchor at Newport [cement overshoes — ed.] We mean business! This is outrageous!

p.s. These certified blue noses, at the option of their recipients may be kept or raffled off as door prizes at Fort Worden after the pictures are taken.



HUMOR from Gerry Osborne

We grow these noses after eating certain cookies.



Well Charlie, what can I say? I guess that's just the way the cookie crumbles!



OTHER ITEMS OF INTEREST

WKA LIBRARY

Did you know that WKA maintains a library? Most of it is at Great Winds Kite Shop. There are two carousel slide shows with narrative tapes, "How To Go Fly A Kite" and "All Manner Of Kites". Both are a bit dated (they were both made more than a decade ago). They may be checked out by anybody, with classroom school teachers especially encouraged. Phone Great Winds at 624-6886.

Great Winds also maintains several large ring binders of newsletters from other clubs. Our secretary, **Margaret Holzbauer**, has a ring binder full of the latest. After it is a year old it is sent to Great Winds for storage. Currently we exchange newsletters with the following fascinating organizations:

ASSOCIATED OREGON KITEFLIERS -- a small newsletter with no pictures, but it does have good diagrams and ideas. Their best features are their timely and entertaining reports on major kite festivals on the West Coast.

ASSOCIAZIONE ITALIANA AQUILONISTI -- mostly written in Italian but with a surprising amount of English; quite large and very well illustrated, xerox photos, and lots of ideas.

AUSTRALIAN KITE ASSOCIATION -- until they recently designed their own, they used our A.K.A. patch as their own. Gleanings: "Get your glasses on, folks -- printing has gone up so size has come down", "Peter Travis conducting kite lectures -- ", "One Sky One World report, Oct. 12th: Great Day!", "Here's a Whirlygig plan from the Hungarian Kite Club -- in Magyar!" [This was the same spinsox plan we first picked up in the B.C.K.A. newsletter and was shown in A.K.A.'s Kiting -- Ed.], "Book, 'Kites for Krowds of Kids' available for \$3.00 Australian", "fly when weather fines up".

BRITISH COLUMBIA KITE ASSOCIATION -- a newsletter similar to A.O.K. (above), newsy, good reports on regional kite events, with some photos and kite plans.

CENTRAL OHIO KITE ASSOCIATION -- newsletter similar in format to W.K.A. newsletter, usually 16 pages with lots of photos.

CERF VOLANTE CLUB DE FRANCE -- in French, large newsletter, well illustrated, with many well done features, plans, and diagrams.

CHICAGOLAND SKY LINERS KITE CLUB -- one of the very best, with good illustrations, plans, and diagrams. Near professional quality, frequent poetry and other items, including a gossip column. Usually ten 8 1/2 x 11 pages. Article "Self Launching Of Stunt Kites" by Al Hargus is MUST reading.

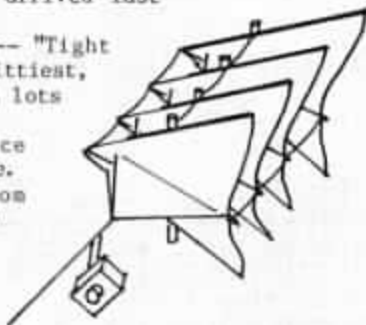
ESSEX KITE GROUP a nice, chatty newsletter from England with some good ideas and diagrams.

5/20 KITE GROUP -- Detroit group defunct for several years, but an "Update" announcing resurrection arrived last spring.

GREATER DELAWARE VALLEY KITE SOCIETY -- "Tight Lines" written by Len Conover is one of the wittiest, most raucous, and best newsletters around, with lots of good ideas and illustrations.

GREAT OUSE KITE FLIERS -- another nice newsletter from England; badge (patch) available.

THE KITEFLIER -- one of the best from England, written by Gillie and Jon Bloom. A recent issue featured a diagram of "Oregon Spinning Windsocks, as seen recently at Old Worden, contributed by Nouvelle Cervoliste Belge newsletter [John Waters' spinsox plans sure did get around -- Ed.] This is



Martin Lester's home club. There is a New badge available, lots of ideas and diagrams, such as the "Quadriplane" [previous page] 2.5m (8.18 ft.) wingspan; 40cm (15.75 in.) separation between kites; links at nose, rear of center spar, end joints of spreader spar, and keel tether points; with twin keels yoked at their points and directly connected each to one above, supporting a camera.

MARYLAND KITE SOCIETY — "Windy Notice" is well designed but with few photos and fewer kite plans, mostly local schedule and happenings.

RAINBOW KITEFLIERS — until recently Flint Michigan's "Windy Tales" had few photographs or diagrams. The last two issues look like they switched from typewriter to word processor, so the newsletter is now much more readable.

SAN FRANCISCO BAY AREA — we regret the loss of "Kite Flyer", originally written by Lee Toy, which has ceased publication. This treasure was simply too great to last, but back copies are still available for borrowing and photocopying.

— Jack Van Gilder

Professor's kite battles police helicopter, loses (Seattle Times, February 12, 1987)

ROME — Physics professor Carlo Sallustro, 35, lost his academic cool when a police helicopter torpedoed his kite. He leaped up and down at Rome's Villa Pamphili Park and gave the pilots the two-fingered salute of the horns, a gesture that indicates to southern Italians the infidelity of their wives.

The two pilots, both southerners, were not amused. They landed their noisy chopper in the middle of startled Sunday afternoon strollers, ran up to the professor and demanded: "Your documents!"

A patrol car took Sallustro to the police station — followed by more than 100 people from the park who were on the professor's side. A senior official told Sallustro he could be charged not only with "deliberate interference with an aerial vehicle" but also with insulting authority.

But with the clamor from the crowd, police apparently thought it best just to take the professor back to the park and help him find his mauled kite.

Said Rome's air traffic commander, Col. Paulo Gervasi: "It's not the first time we had problems with people who sent toys into the air. The other day my men had to dodge a whole squadron of flying airplane models."

— contributed by Margaret Holzbauer

COMING EVENTS

W.K.A. FUN MEETING

The next official W.K.A. meeting will be April 23, from 7 to 10 p.m. at the Woodlake Recreation Center, 3284 - 80th SE, Mercer Island. All W.K.A. members are encouraged to attend, and bring your own beverage and a snack to share. By order of the President, this is an informal gathering and there will be no official business.

From I-90 take Island Crest exit, right on Island Crest (which soon becomes 80th Ave SE), follow through a series of unexpected turns to Woodlake Condominiums (driveway on left). A sign in the back of the parking lot will direct you to the Recreation Center. If you get lost, there is a telephone at the 7-11 store at Island Crest at 80th SE. Call 232-9392 and someone will guide you in from there.

KITE CLASS

Novice level class including heat bonding, proportioning, description and demonstration of materials, illustrations of various kite types, how to make an original idea fly, make a sled and a delta in class for the cost of materials. West Seattle YMCA, 4515 - 36th Ave SW, Seattle, WA 98126. Contact instructor: Jack Van Gilder, 938-0550. \$15.00 fee for four classes, Tuesdays, April 7 - 28, 7 - 8:30 p.m.

VERY SPECIAL ARTS FESTIVAL

On May 6-7-8, Wed-Th-Fri, 9am - 3pm, King and Pierce County school districts combine their efforts and bus in over 3,000 children with special needs to a hands-on arts and crafts festival. Hundreds of volunteers help the children in a wide variety of craft projects, including kitemaking. **Tom Sisson** says volunteering for this special event is one of the most rewarding things he does each year. To share that extra special feeling, contact **Tom Sisson** at 725-3615 for details.

MUKILTEO BAYSIDE KITELINE AIR SHOW

May 10, Noon to 4pm, Mukilteo State Park (next to ferry terminal). The first 200 kids will receive a free sled kite kit. An announcer will describe the action over the loudspeaker. Contact **Jack Van Gilder**, 938-0550 for more info. The festival will be in two parts:

Demonstrations by headliners

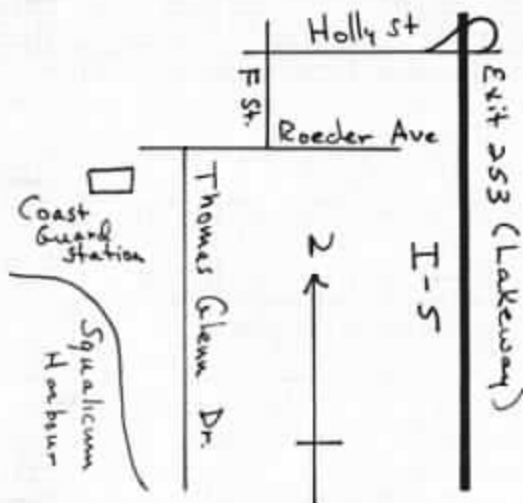
- 12:00 **Doug Hagaman** will launch his display of windsox attached to one of his huge parafoils
- 12:30 Display of several fantastically shaped box kites, including **Kevin Sanders**, **Tom Mallard**, and others
- 1:00 **J.C. Young** will launch his 120 disc, 200+ ft. dragon
- 1:30 Kite trains, **Ken Conrad's** 250 Eddy, **Jack Van Gilder's** 100 Deltas
- 2:00 Fighter Kite demonstration with **Tom Mallard** and others
- 2:30 Stunt Kites demonstration by **Chris Bojinoff**, **Jim Nettles**, others
- 3:00 Contest winners announced, prizes awarded
- 3:15 Free flight, all are encouraged to fill the air

Contest

From 1:30 to 2:30 during "headliner demonstrations", everyone is encouraged to fly a kite. Anonymous judges will circulate through fliers, selecting 16 prize winners from two divisions, Novice (1st, 2nd, 3rd, and 2 Honorable Mention prize ribbons awarded to fliers who have never won a kite prize before in "Flight" and "Beauty" categories) and Experienced (1st, 2nd, and 3rd prize ribbons awarded to advanced novices or fliers who may have won prizes in other competitions).

BELLINGHAM SEA TO SKI FESTIVAL

May 24, Squalicum Harbour, Bellingham. Squalicum Kite Flyers present this open kite fly as a part of the Bellingham Sea to Ski festival. Limited R.V. parking available. From I-5 take exit 253 (Lakeway), west on Holly Street, south on F Street, west on Roeder Avenue, then south again on Thomas Glenn Drive past the Coast Guard Station to Squalicum Harbour. Contact **Don & Shirley Allen** for more details.



SCHEDULE:

April

- 4-5 (Sat 11-5, Sun 12-4) County Village Town Hall, 23714 Bothell Way NE, Tom Sisson trash bag kite demonstration, Open Fly in nearby field
- 5 (Sun 1 p.m.) Fun Fly, Volunteer Park, 15th Ave E. at Galer
- 11 (Sat) **Kite Flying Festival**, Griffith Friday State Park, Copalis Beach, WA
- 12 (Sun 1 p.m.) Fun Fly, Golden Gardens Park, N. of Shilshole Marina
- 19 (Sun) Easter Sunday
- 23 **WKA FUN MEETING** (No Business!) See COMING EVENTS above
- 25 (Sat 11 a.m. to 4 p.m.) **Kid's Place Kite Fly**, Gasworks Park (N. end of Lake Union)
- 25-26 (Sat-Sun 10 a.m.) **PACIFIC SCIENCE CENTER HANDS-ON SHOW**

May

- 1 (Fri noon) Louise Crowley May Day Memorial Fly, Gasworks Park
- 6-7-8 (Wed-Thur-Fri, 9am - 3pm) **VERY SPECIAL ARTS FESTIVAL**, W. WA Fairgrounds in Puyallup, Call Tom Sisson, 725-3615. **BE THERE!**
- 10 (Sun noon) Mukilteo Kite Festival, State Park at Ferry Terminal -- **BIG DEAL, WITH HEADLINERS!**
- 10 (Sun 1 p.m.) Mother's Day Fly, Gasworks Park -- take Mom out to brunch and then the park
- 16 **FORT CASEY KITE FLY**
Norm Herstein (206) 668-9050
- 17 (Sun 1 p.m.) Fun Fly, S. Seattle Community College, 5800-16th SW
- 24 (Sun) Bellingham "Sea to Ski Festival Kite Fly", Squaticum Harbour
- 25 Annual Seattle Kite Shops Peace Fly at Gasworks Park
- 31 (Sun 1 p.m.) Fun Fly, Myrtle Edwards Park (N. End of Alaskan Way)

June

- 7 (Sun) Fun Fly, Gasworks Park
- 14 (Sun) Fun Fly, Waterfront Park (near the Seattle Aquarium)
- 21 (Sun) Fun Fly, Magnuson Park (S. of Sand Point Navy Base)
- 28 (Sun) Fun Fly, Genesee Park (46th S. at Genesee)

July

- 4 (Sat) Don Armeni Park (Duwamish Head, West Seattle); Copalis Beach "Fire Over Water" Festival

July (Cont'd)

- 11-12 (Sat-Sun) Kevin's Kite Community Conviviality Conclave Campout at Fort Casey on Whidbey Island, Overnight at Kev's Dad's place, down the road a piece. Map and more info to follow.

BECOME A MEMBER OF THE

WASHINGTON KITEFLIERS ASSOCIATION

Just send your name, address, and phone number to our address below along with your check for \$8.50 for membership in the W.K.A. including a subscription to the bi-monthly newsletter letting you in on all the fun of kiteflying with other enthusiasts.



WAWAWA

Washington Kitefliers Association

an affiliate of the AMERICAN KITEFLIERS ASSOCIATION
PACIFIC SCIENCE CENTER, 200 Second Avenue North, Seattle, WA 98109

Michael Carroll
P.O. Box 286
Skillman, NJ 08558-0286